


CONTAINERS

BOTTLES

Isostatically molded with heavy wall construction and smooth internal finish. Includes screw cap.


Ref No.	ml	H	Ø	Mouth Ø
CON2716BOT	1	27	16	10
CON3420BOT	3	34	20	10
CON3522BOT	5	35	22	10
CON5026BOT	10	50	26	12
CON6133BOT	25	61	33	19
CON7643BOT	50	76	43	25
CON8852BOT	100	88	52	35
CON9060BOT	150	90	60	35
CON11567BOT	250	115	67	42
CON15080BOT	500	150	80	52
CON185100BOT	1000	185	100	57
CON240120BOT	2000	240	120	60



JARS

Isostatically molded with heavy wall construction and smooth internal finish. Includes screw cap and is stackable.


Ref No.	ml	H	Cap Ø
CON3434JAR	15	34	34
CON6234JAR	30	62	34
CON4660JAR	60	46	60
CON6272JAR	120	62	72
CON10072JAR	240	100	72
CON9590JAR	360	95	90
CON12590JAR	480	125	90
CON160110JAR	1000	160	110
CON260134JAR	2200	260	134



BEAKERS


Isostatically molded with smooth internal finish. Base is machined flat for good heat transfer.

Ref No.	ml	H	Ø
CON1813BEK	1	18	13
CON2620BEK	5	26	20
CON3324BEK	10	33	24
CON4732BEK	25	47	32
CON6043BEK	50	60	43
CON6854BEK	100	68	54
CON6959BEK	150	69	59
CON9766BEK	250	97	66
CON10680BEK	400	106	80
CON12580BEK	500	125	80
CON12590BEK	600	125	90
CON155100BEK	1000	155	100
CON210120BEK	2000	210	120
CON280170BEK	5000	280	170




BEAKER COVERS

Ref No.	L	Fits Beaker
CON2020BKC	20	1 ml
CON3030BKC	30	5-10 ml
CON4040BKC	40	25 ml
CON5050BKC	50	50 ml
CON6565BKC	65	100 ml
CON7575BKC	75	150 ml
CON8080BKC	80	250 ml
CON100100BKC	100	400-500 ml
CON125125BKC	125	600-1000 ml
CON150150BKC	150	2000 ml



Isostatic molding provides premium and consistent quality products.



EVAPORATING DISHES
Smooth internal finish.

TALL FORM WITH SPOUT


Ref No.	ml	H	Ø
CON3438ETS	25	34	38
CON5040ETS	50	50	40
CON5064ETS	100	50	64
CON4378ETS	150	43	78
CON5080ETS	180	50	80
CON5097ETS	250	50	97
CON60100ETS	350	60	100

FLAT FORM

Ref No.	ml	H	Ø
CON2542EFF	25	25	42
CON2060EFF	50	20	60
CON2880EFF	100	28	80
CON4678EFF	180	46	78
CON55100EFF	350	55	100


FLAT FORM WITH SPOUT

Ref No.	ml	H	Ø
CON1265EFS	25	12	65
CON1582EFS	50	15	82
CON20102EFS	100	20	102
CON22130EFS	180	22	130
CON36132EFS	350	36	132
CON40136EFS	400	40	136



CRUCIBLES
Smooth internal finish.

Ref No.	ml	H	Ø (OD)
CON1627CRU	5	16	27
CON2644CRU	25	26	44
CON4156CRU	75	41	56



CENTRIFUGE - TEST TUBES
Smooth internal finish.

ROUND BOTTOM

Ref No.	ml	H	Ø (OD)
CON10012TTR	8	100	12
CON10018TTR	18	100	18

CONICAL BOTTOM


Ref No.	ml	H	Ø (OD)
CON11016TTC	13	110	16
CON12018TTC	15	120	18

ROUND BOTTOM WITH SCREW CAP

Ref No.	ml	H	Ø (OD)
CON10512TRC	8	105	12
CON10518TRC	18	105	18

CONICAL BOTTOM WITH SCREW CAP

Ref No.	ml	H	Ø (OD)
CON11516TCC	13	115	16
CON12518TCC	15	125	18



DROPPING BOTTLES - VIALS
Includes screw lid cap.

DROPPING BOTTLES

Ref No.	ml	H	Ø (OD)
CON8033DPB	25	80	33
CON10043DPB	50	100	43

VIALS

Ref No.	ml	H	Ø (OD)
CON6433VIA	25	64	33
CON7843VIA	50	78	43

